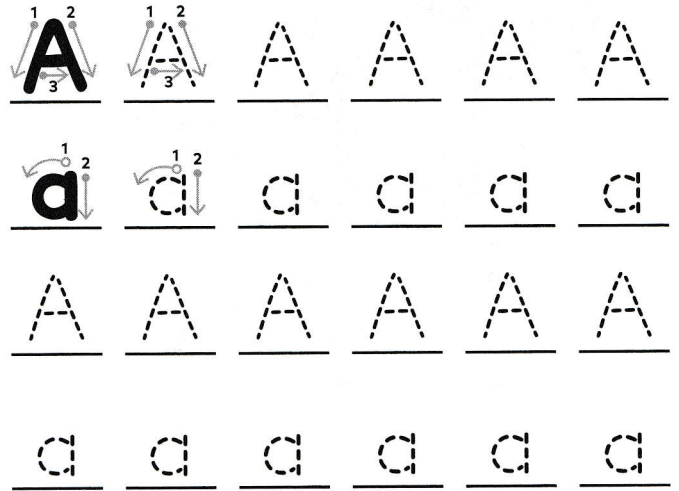
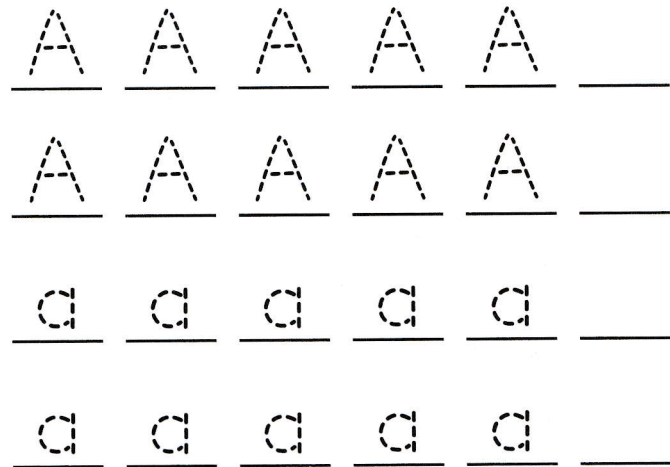



Trace.





Trace and write.



A is for apple.




Colour me



__pple

Copy and write.






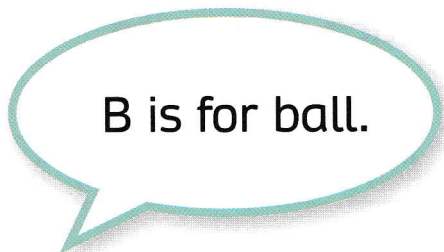
Bb

Trace.




Tracing practice for uppercase B and lowercase b. The first row shows uppercase B with stroke order arrows (1: down, 2: top curve) and six dashed B's for tracing. The second row shows lowercase b with stroke order arrows (1: down, 2: counter-clockwise curve) and six dashed b's for tracing. The third row contains six dashed uppercase B's, and the fourth row contains six dashed lowercase b's.

Trace and write.

Tracing and writing practice. The first two rows each contain five dashed uppercase B's followed by a blank line. The next two rows each contain five dashed lowercase b's followed by a blank line.



Colour me

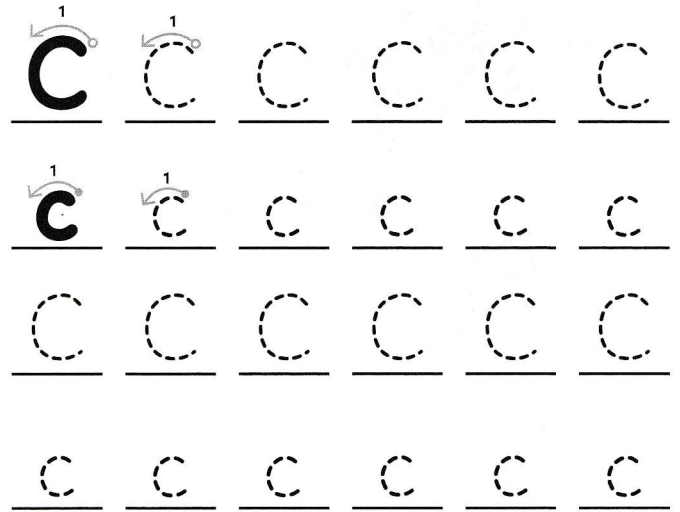


Copy and write.



Copy and write practice. The first row has a dashed uppercase B followed by four blank lines. The second row has a dashed uppercase B followed by four blank lines. The third row has a dashed lowercase b followed by four blank lines. The fourth row has a dashed lowercase b followed by four blank lines.





Trace.



Trace and write.



Colour me



_____ t

Copy and write.

